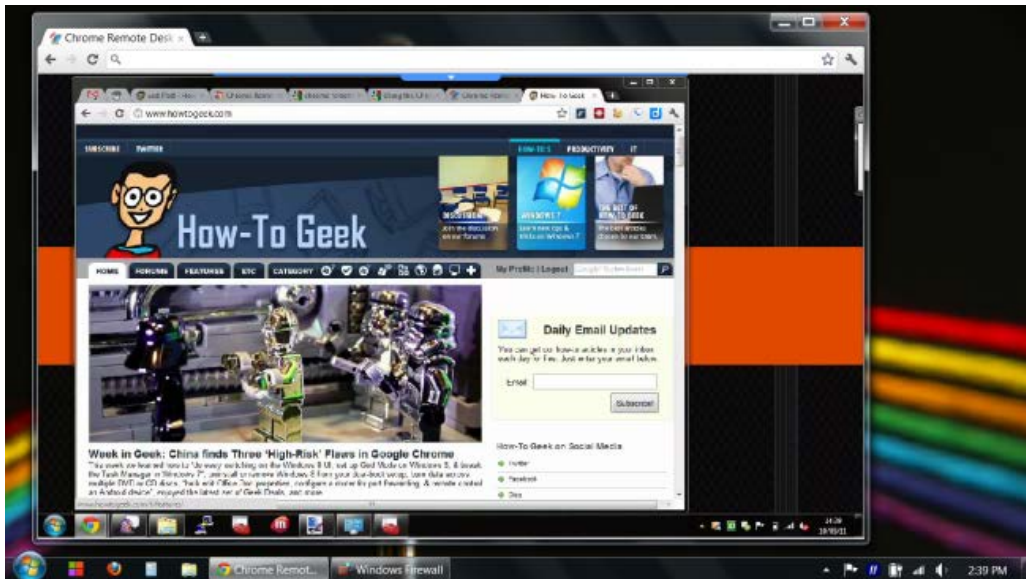


The header features a navigation bar with links for SUBSCRIBE, TWITTER, HOME, FORUMS, FEATURES, ETC, and CATEGORY. It also includes a search bar with 'Google Custom Search' and a 'Login / Signup' link. The main content area contains a cartoon character, the 'How-To Geek' logo, and three featured articles: 'DISCUSSION' (Join the discussion on our forums), 'WINDOWS 7' (Learn new tips & tricks on Windows 7), and 'THE BEST OF HOW-TO GEEK' (The best articles chosen by our team).

How to Control a Remote Computer Using Only Your Chrome Web Browser



Going remote with friends and family is helpful when you need to show them how to do something or fix a problem. Here's how you can offer cross platform remote assistance using only Google Chrome and an extension.

We have shown you how to go remote with friends and family before [using Teamview](#), [when your computer crashes](#), [to your Ubuntu computers](#), and even [to your Android devices](#). In most cases you need to install software or have a special service running in the background. With Chrome Remote Desktop, all you need is your Chrome browser running to be able to take control and share your screen. Here's how to install and use it.

First you need to install Google Chrome if you don't already have it. Download and install it from the link below.

[Download Google Chrome](#)

It's free and installs in seconds
For Windows XP, Vista, and 7

Daily Email Updates

You can get our how-to articles in your inbox each day for free. Just enter your email below:

Email:

MEET THE AUTHOR

Justin is a Linux and HTPC enthusiast who loves to try new projects. He isn't scared of bricking a cell phone in the name of freedom.

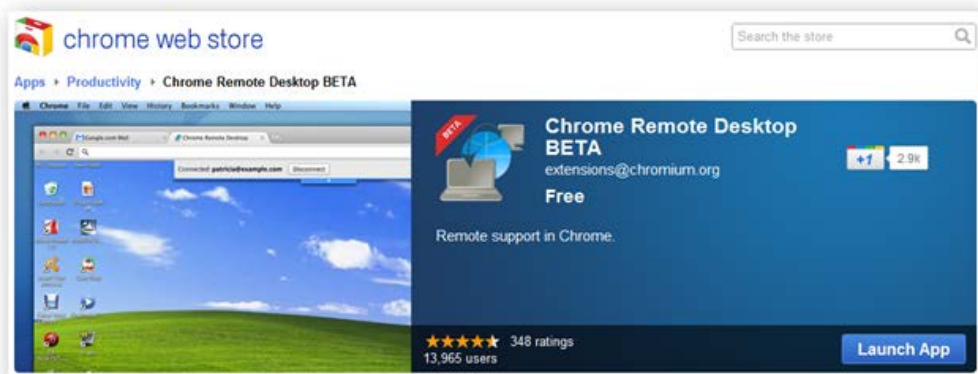
Follow Justin Garrison on [Twitter](#)



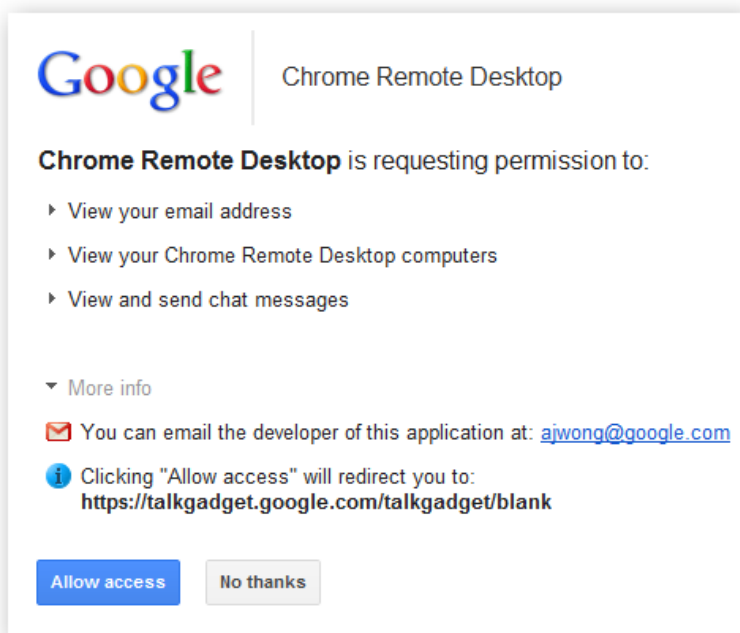
- Recent Articles**
- Craft a DIY Book Bug for Covert Listening
 - 3 Easy Tips to Fix Ugly Edges When Removing Backgrounds
 - How to use Facebook, Twitter, Google+, and Foursquare via SMS
 - Geek Comic for October 10th – Do You and Your Friend want some Cookies?
 - How to Control a Remote Computer Using Only Your Chrome Web Browser

- Related Articles**
- Allow Remote Control To Your Desktop On Ubuntu
 - How to Make Google Chrome Your Default Browser
- [Happy Snow Bears Theme for Chrome and Iron](#)


Then install the Chrome Remote Desktop Beta extension by going to the link below.



During the installation you will be asked to authorize the app to have access to view your email address, view your remote desktop computers, and view and send chat messages.



After it's installed, open a new tab in Chrome and click the Chrome Remote Desktop BETA app.



Click share this computer and a 12 digit code will be generated for you.

- ➔ [Holiday]
- ➔ Build a Bluetooth Camera Control for Your DSLR
- ➔ Christmas Themes 4 Pack for Chrome and Iron Browser

Ads by Google

VNC Remote Control

Free Remote Control Solution. Works through any Firewall!
www.TeamViewer.com/VNC

Data Network Cabling

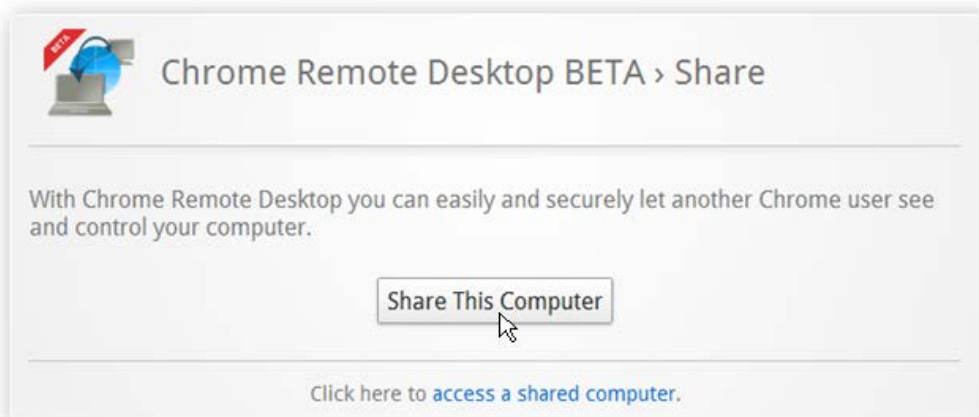
Cat 5, Cat 6, & Fiber Optic Cabling Voice & Data Cabling 888-398-7174
www.ProTelecominc.com

Complete Email Marketing

Better Marketing = Better Results. Boost Email ROI Today. Free Guide!
www.exacttarget.com/EmailMarketing

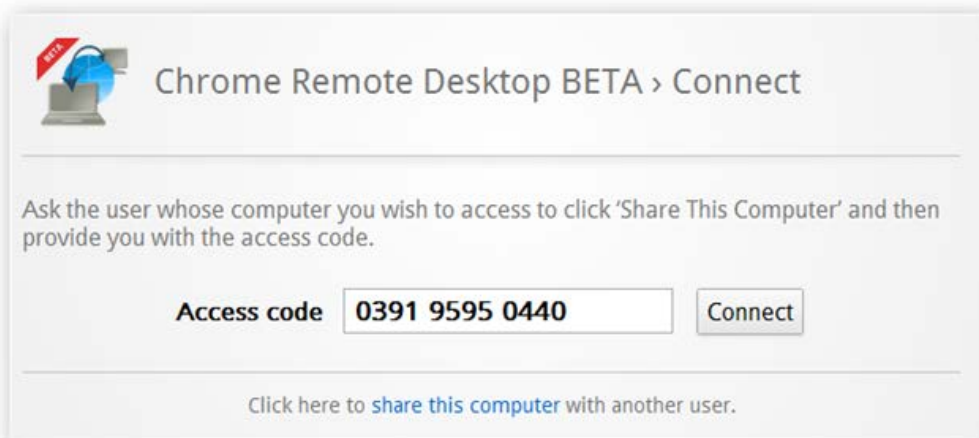
Remote Desktop Virtualization

Online, Offline, and Branch VDI. Get a Free Demo Today.
www.vbridges.com

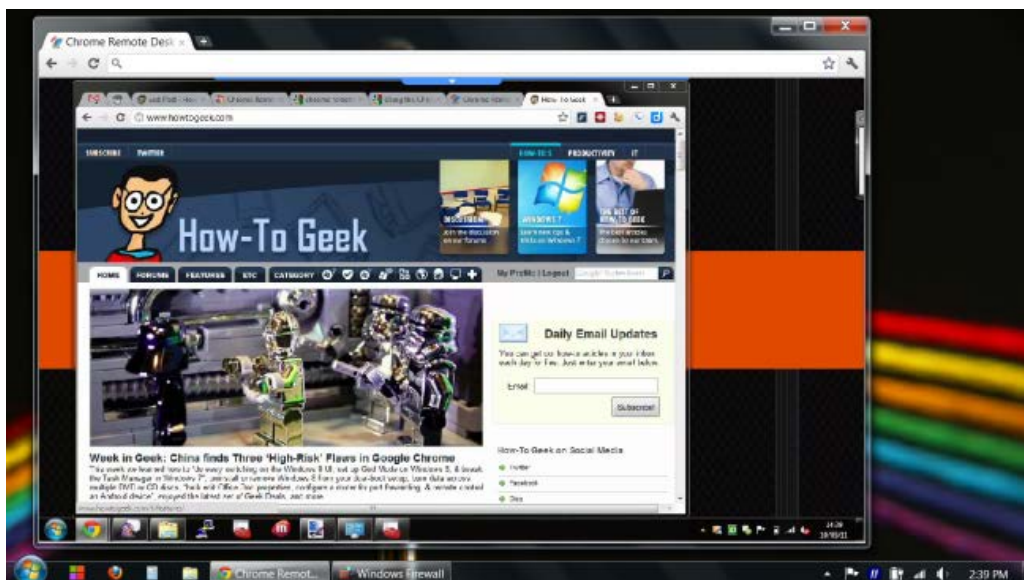


This is a one time code that someone can use to access your computer.

From the other computer, click access a shared computer and type in the first code (spaces are not necessary).

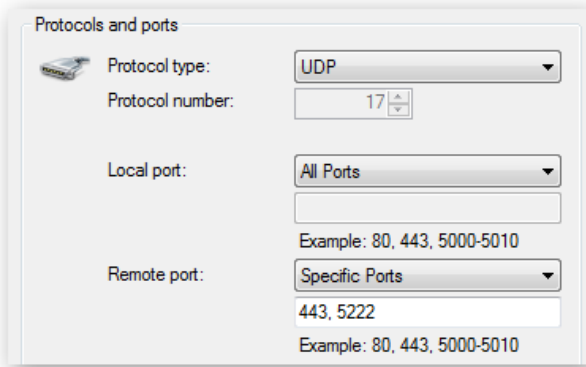


Give it a little bit and the tab will change to the other computers desktop. While in this mode, the computer being shared can either push the disconnect button, Ctrl+Alt+Esc, or close the Google Chrome tab to end the session.



If you have trouble connecting to the remote computer or it hangs when saying verifying access code, try allowing ports 443 and 5222 to have inbound and outbound rules in your

windows firewall using both UDP and TCP.



If you need further help check out Google's help page on the extension below.

[Google Chrome Download](#)

[Chrome Remote Desktop Beta](#)

[Chrome Remote Desktop Beta help page](#)

This article was originally written on 10/10/11

Tagged with: Other



Ads by Google

VNC Remote Control

Free Remote Control Solution.
Works through any Firewall!
www.TeamViewer.com/VNC

Data Network Cabling


Cat 5, Cat 6, & Fiber Optic
Cabling Voice & Data Cabling
888-398-7174
www.ProTelecominc.com

Complete Email Marketing

Better Marketing = Better
Results. Boost Email ROI
Today. Free Guide!
www.exacttarget.com/EmailMarketing



3 Easy Tips to Fix Ugly Edges
When Removing
Backgrounds



Stupid Geek Tricks: How to
Modify the Icon of an .Exe
File



The How-To Geek Guide to
XBMC Add-Ons

Comments (6)



Seasider

October 10, 2011 4:34 am

I tried this out yesterday. Annoyingly slow response times.
In a nutshell, I'll stick with TeamViewer.



zolo

October 10, 2011 4:46 am

TeamViewer



Hatryst



October 10, 2011 6:37 am

Awesome article and title screenshot. A computer running Google Chrome being used to remotely control a computer running Google Chrome.
Chrome inside Chrome. Chromeception 😊



qwer



October 10, 2011 10:05 am

>>Chrome inside Chrome. Chromeception
Nice joke. I must go deeper...Anyone has a screenshot with chrome inside chrome inside chrome?



PCN3rd



October 10, 2011 10:19 am

TeamViewer is fast and reliable. I understand this add-on is in Beta form, so keep speed and reliability in mind when making changes for the final release.



Linda



October 10, 2011 10:40 am

Very good information to know, Thank you!


Leave a Reply

Name (required)

Email (required)



Get Your **FREE 2011 Credit Score NOW**



3 Easy Tips to Fix Ugly Edges When Removing Backgrounds



How to use Facebook, Twitter, Google+, and Foursquare via SMS



Geek Comic for October 10th – Do You and Your Friend want some Cookies?



How to Control a Remote Computer Using Only Your Chrome Web Browser

Categories

- Windows 7
- Windows Vista
- Windows XP
- Malware & Viruses
- Microsoft Office
- Web Browsing
- Linux
- Desktop Fun
- Other...

Getting Started

- Feature Articles
- Get Help on our Forums
- How-To Geek Wiki
- How-To Geek Arcade
- How-To Geek ETC
- ToolsGeek [Useful Online Tools]

About How-To Geek

- About Us
- Contact Us
- Advertising
- Privacy Policy
- Disclaimers
- Comment Policy
- Write for How-To Geek

What Is That Process?

- | | |
|-------------------|--------------|
| svchost.exe | wmpnscfg.exe |
| jusched.exe | rundll32.exe |
| dwm.exe | wfcrun32.exe |
| ctfmon.exe | lpoint.exe |
| wmpnetwk.exe | ltype.exe |
| mDNSResponder.exe | wlidsvc.exe |
| Dpupdchk.exe | Wfica32.exe |
| Adobe_Updater.exe | Mobsync.exe |
| SearchIndexer.exe | conhost.exe |

Copyright © 2006-2011 HowToGeek.com. All Rights Reserved.